

WHICH ONE DOESN'T BELONG?

These “which one doesn’t belong” activity cards are designed to promote oral language and critical thinking skills, develop problem solving skills and encourage analyzing, sorting and categorizing skills. Students will learn to justify their choice as there is always more than one right answer!!!



Two different ways to use this resource:


- Printed Copies (Best for individual or small group times)
- On the Interactive Whiteboard, using PowerPoint (Best for whole class times)

How it works:


- Choose the slide you are going to discuss.
- Spend a moment looking at all four pictures and thinking about “which one doesn’t belong”.
- Discuss the pictures and get the students to explain their thinking. Make sure everyone has a chance to share their thoughts and ideas. *(This is a great activity to use talk partners with.)*




Literacy center idea:

- Set this activity out in your writing center and get your students to explain in writing which one doesn’t belong. Review at the end of the day as a whole group recap.









1.



2.



3.



4.





